

How to Create an Account and Sign in to the Verizon Customer Learning Portal – Verizon Partner Solutions (VPS)

February, 2023

Version 1.0

Introduction

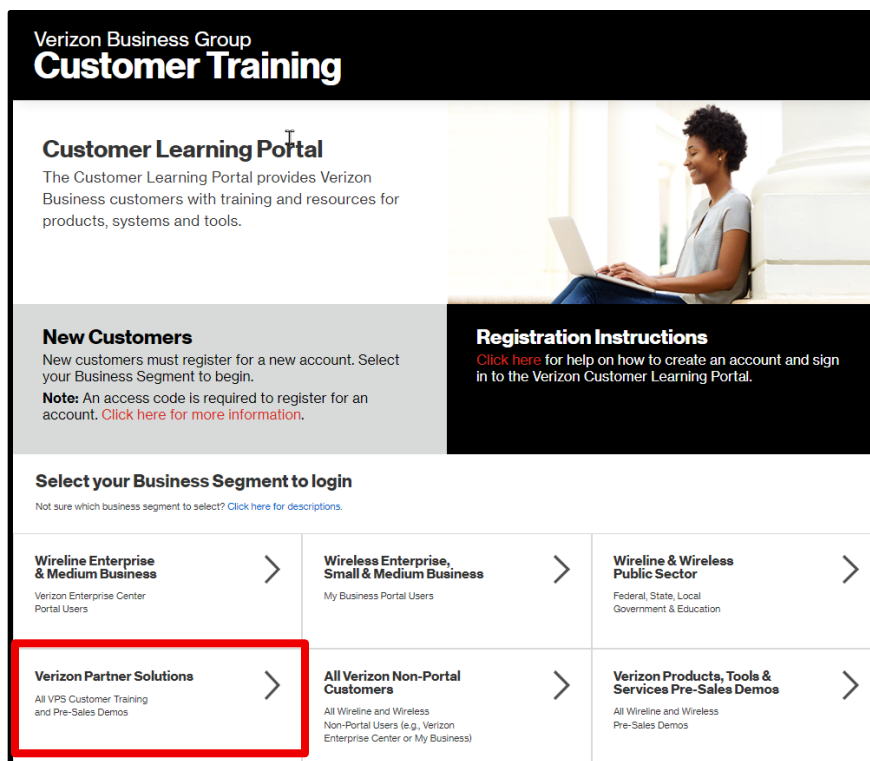
Use this document to create a new account in the Verizon Customer Learning Portal for **Verizon Partner Solutions** customers.

In addition, use this document to sign in to the Verizon Customer Learning Portal after the initial account creation.

Initial Login – Create an Account

Begin my accessing the Verizon Customer Learning Portal at: <https://customertraining.verizon.com>.

As this is your initial login make sure your Verizon sales or support contact has given you an access code that is needed with your initial account creation. More information regarding access codes can be located using the “Click here for more information” hyperlink under the New Customers section of the Verizon Customer Training landing page.



Verizon Business Group
Customer Training

Customer Learning Portal
The Customer Learning Portal provides Verizon Business customers with training and resources for products, systems and tools.

New Customers
New customers must register for a new account. Select your Business Segment to begin.
Note: An access code is required to register for an account. [Click here for more information.](#)

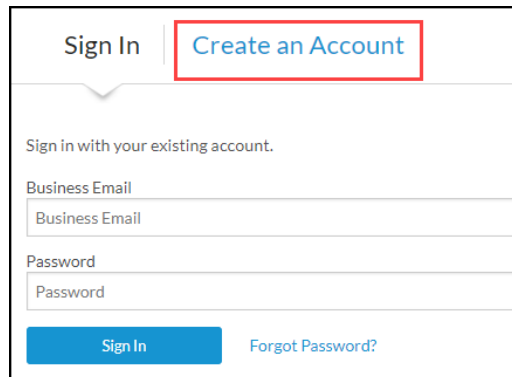
Registration Instructions
[Click here](#) for help on how to create an account and sign in to the Verizon Customer Learning Portal.

Select your Business Segment to login
Not sure which business segment to select? [Click here for descriptions.](#)

Wireline Enterprise & Medium Business Verizon Enterprise Center Portal Users	Wireless Enterprise, Small & Medium Business My Business Portal Users	Wireline & Wireless Public Sector Federal, State, Local Government & Education
Verizon Partner Solutions All VPS Customer Training and Pre-Sales Demos	All Verizon Non-Portal Customers All Wireline and Wireless Non-Portal Users (e.g., Verizon Enterprise Center or My Business)	Verizon Products, Tools & Services Pre-Sales Demos All Wireline and Wireless Pre-Sales Demos

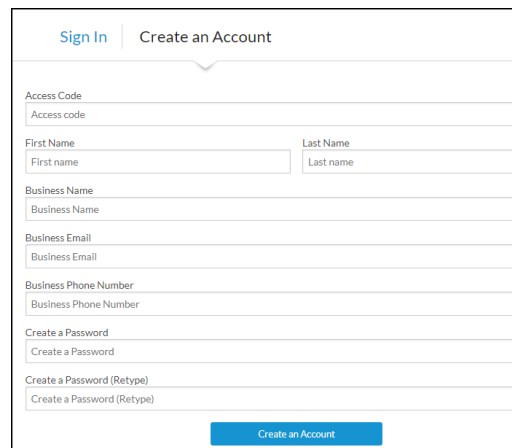
Select **Verizon Partner Solutions** as your business segment. If unsure of your business segment select the hyperlink under Select your Business Segment to login.

The login page displays. As this is our initial access request select Create an Account.



The form has two tabs: 'Sign In' and 'Create an Account'. The 'Create an Account' tab is highlighted with a red box. Below the tabs, the text 'Sign in with your existing account.' is displayed. There are two input fields: 'Business Email' and 'Password'. At the bottom, there is a blue 'Sign In' button and a link for 'Forgot Password?'.

Complete all fields



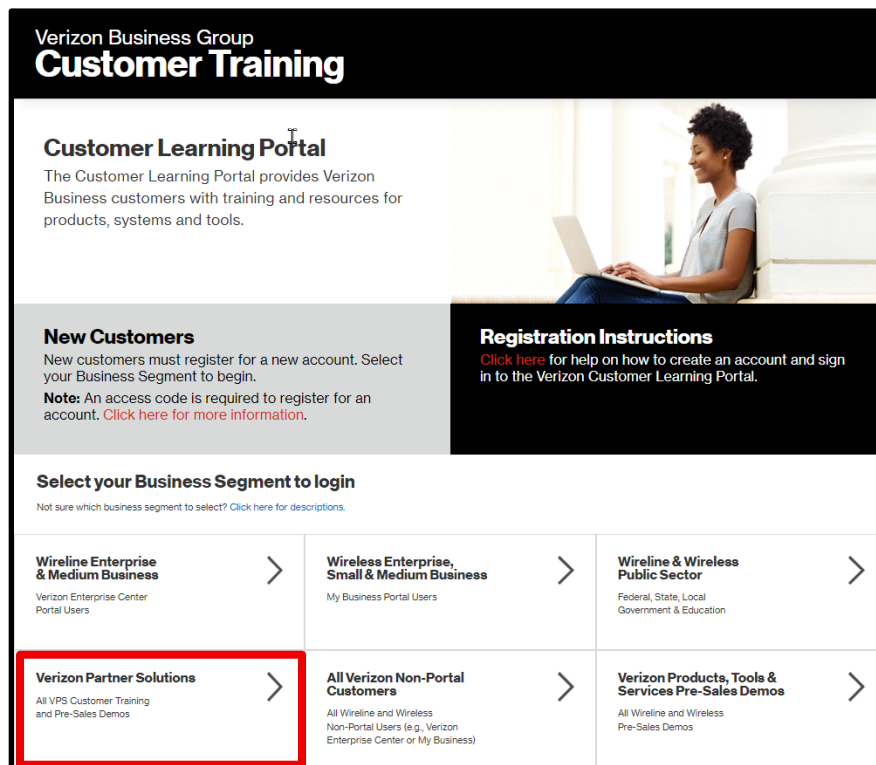
The form has two tabs: 'Sign In' and 'Create an Account'. The 'Create an Account' tab is selected. The form contains several input fields: 'Access Code', 'First Name', 'Last Name', 'Business Name', 'Business Email', 'Business Phone Number', 'Create a Password', and 'Create a Password (Retype)'. At the bottom, there is a blue 'Create an Account' button.

- Enter your one-time Access Code that was provided by your Verizon sales or support contact. All fields are required and must be completed to create your account.
 - If you do not have an access code, reach out to your Verizon sales or support contact. If you don't have a Verizon contact, complete this **form**. Please allow 24-72 hours for a response.
 - Enter your first and last name.
 - Enter the legal name of your business. (Do not abbreviate or alter the legal name).
 - Enter your business email address. (Cannot use public domain emails (i.e., @yahoo.com or @gmail.com, etc.).
 - Enter your business phone number.
 - Create a password.
 - Confirm your password.
 - Click Create an Account at the bottom of the screen.

This takes you to the landing page where you can search for training content, register for training, access user guides, etc.

All Logins after the Initial Login – Sign In

Begin my accessing the Verizon Customer Learning Portal at: <https://customertraining.verizon.com>.



Verizon Business Group
Customer Training

Customer Learning Portal
The Customer Learning Portal provides Verizon Business customers with training and resources for products, systems and tools.

New Customers
New customers must register for a new account. Select your Business Segment to begin.
Note: An access code is required to register for an account. [Click here for more information.](#)

Registration Instructions
[Click here](#) for help on how to create an account and sign in to the Verizon Customer Learning Portal.

Select your Business Segment to login
Not sure which business segment to select? [Click here for descriptions.](#)

Wireline Enterprise & Medium Business Verizon Enterprise Center Portal Users	Wireless Enterprise, Small & Medium Business My Business Portal Users	Wireline & Wireless Public Sector Federal, State, Local Government & Education
Verizon Partner Solutions All VPS Customer Training and Pre-Sales Demos	All Verizon Non-Portal Customers All Wireline and Wireless Non-Portal Users (e.g., Verizon Enterprise Center or My Business)	Verizon Products, Tools & Services Pre-Sales Demos All Wireline and Wireless Pre-Sales Demos

Select **Verizon Partner Solutions** as your business segment. Additional information available under Select your Business Segment to login area using the “click here for descriptions” hyperlink.

The login page displays. The Sign In tab is the default.

Sign In Create an Account

Sign in with your existing account.

Business Email

Business Email

Password

Password

Sign In Forgot Password?

- Enter your business email address.
- Enter your password.
- Click Sign in at the bottom of the screen.

This takes you to the landing page where you can search for training content, register for training, access user guides, etc.

Pre-Sales Demos

Prospective/Potential Verizon Partner Solutions Customers

Verizon Customer Training also offers Product, Tool & Service Demonstrations to prospective customers